



Sirenum Theming


Changing the style/layout/behaviour in Sirenum Pages is performed through CSS and JS injection. Every page that originates from the Sirenum package has the ability to be re-branded and re-skinned.

To add custom CSS, follow the bellow steps.

1. Create 2 files – global.css and global.js. Capitalization is important.

 global.css	20/12/2016 12:38	Cascading Style S...	1 KB
 global.js	20/12/2016 12:49	JS File	15 KB

2. Within each respective file, paste the CSS/JS code you want injected.
 - a. Try to avoid the !important tag
 - b. Be as specific on the CSS selectors as much as possible
 - c. Don't forget that the two files will be loaded even with pages you may not want the changes applied to
 - d. Be extra vigilant in Javascript for null checks.
 - e. If overriding functions in Javascript make a note – if the Sirenum version is upgraded on the environment, then we would need to revisit any overriding functions.
3. Select both files and add them to a zip.

 SomeRandomNameForTheme.zip	20/12/2016 12:29	WinRAR ZIP archive	7 KB
--	------------------	--------------------	------


4. Navigate to Setup -> Static Resources and create a new static resource, select Public cache control and attach the zip file. Obtain the URL for the static resource.

Static Resource


[Help for this Page](#) 

Static Resource Edit Save Cancel


Static Resource Information ! = Required Information

Name 


ThemeName

Description 

This resource contains the theme

File 

Choose file No file chosen

Cache Control 

Public ▼

Private

Public

Save Cancel

5. Go to Setup -> Custom Settings -> Display Settings. Paste the URL from Step 4 in the Theme field, omitting the ORG domain and appending forward slash at the end.

Custom Setting [Help for this Page](#) ?

Display Settings

▼ Default Organization Level Value

Location	<u>Your Org Name</u>	Company coordinates latitude	51.5188295000
Company coordinates longitude	-0.1528658000	Currency Symbol	£
Default Object	Shift__c	Dynamic Menu	<input checked="" type="checkbox"/>
Theme	resource/1479462794000/Theme/		

- a. Note that the numbers between resource/... /yourThemeName.zip are a datestamp. This means that portals and some specific scenarios will be able to access older versions of the file. If changes are not being applied, follow steps 4 and 5 again.
- b. After updating the theme, clear browser cache.